



CL-FT1

## Wiring Harness for Cargo Lighting 2020-2021 Ford Transit Van (Low Roof)

**INSTALLATION MANUAL**





# Thank you for purchasing the **CL-FT1**

## Table of Contents

- Page 3** - Tools Required For Installing Additional Accessories
- Page 8** - Wiring Diagram

## WHAT'S INCLUDED:

- Vehicle Specific Wire Harness (CL-FT1)
- 6" Cable Ties (25)

## COMPATIBLE ACCESSORIES:

- LED Dome Lamp (STL40489-2)
- 1100mm Roof Bow Harness (P-HARRB1)
- 1570mm Roof Bow Harness (P-HARRB2)
- 2570mm Roof Bow Harness (P-HARRB3)
- 3470mm Roof Bow Harness (P-HARRB4)



## TOOLS REQUIRED:



1. Diagonal Cutters
2. Phillips #2 Drill Bit
3. Drill



## STEP 1:

Locate the OEM Cargo Lamp connection that is behind the vehicle's first roof bow on the driver's side of the vehicle.



## STEP 2:

Unplug the OEM Cargo Lamp connectors and install the CL-FT1 harness between the two connectors.



### STEP 3:

Install the STL40489-2 lights onto the center of each roof bow; leave the light connector exposed


- Peel the red adhesive liners off of the STL40489-2 and stick the light in place
- Use the provided 3/4" screws to secure the light to the roof rib



### STEP 4:

Connect the appropriate P-HARRBx roof bow harness to each installed STL40489-2 light.

- Refer to the diagram on page 8 to confirm proper P-HARRBx for each roof bow



## STEP 5:

Use the fir tree cable ties that are packaged with each P-HARRBx to secure the harness to the vehicle's roof bow. Trim off excess cable tie material with diagonal cutters after harness is secure.



## STEP 6:

Route all P-HARRBx roof bow harnesses alongside the OEM wire harnesses.

- Use the provided 6" cable ties to secure the harness
- Trim off excess cable tie material with diagonal cutters



## STEP 7:

Plug all installed P-HARRBx harnesses into the mating connectors on the CL-FT1 harness.

- Use the provided 6" cable ties to secure all harnesses
- Trim off excess cable tie material with diagonal cutters



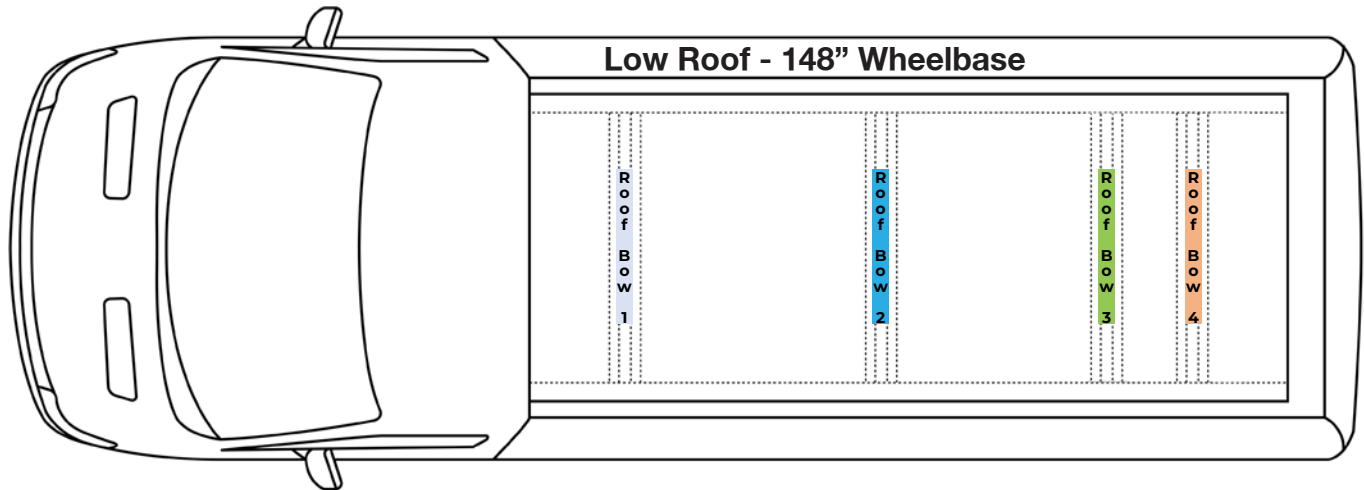
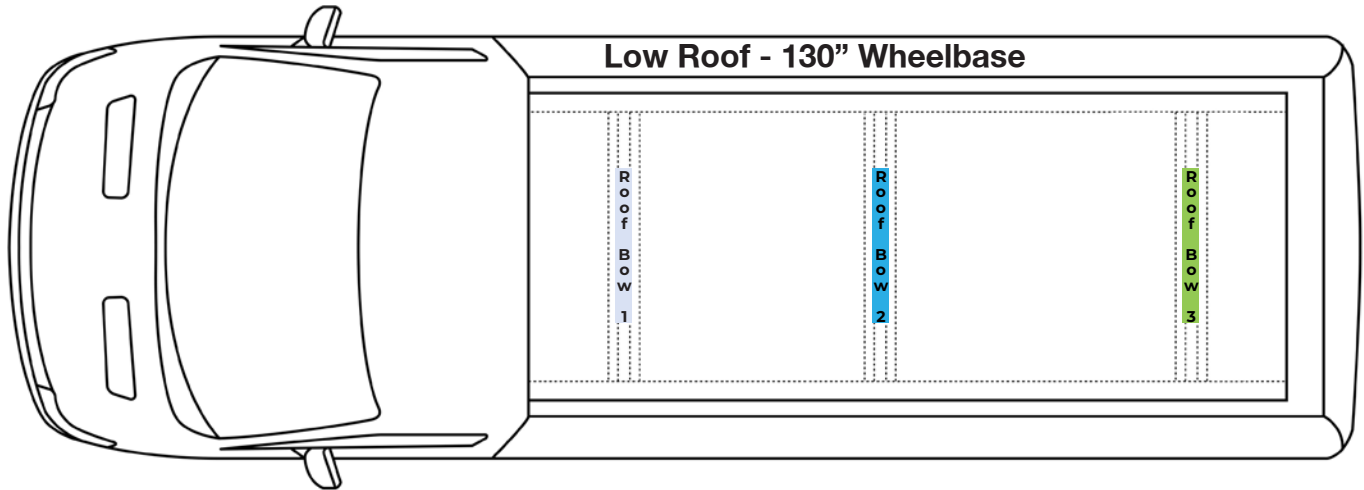
## STEP 8:

Confirm all installed STL40489-2 lights are operational





Vehicle	Roof Bow 1	Roof Bow 2	Roof Bow 3	Roof Bow 4
Transit - Low Roof 130" WB	P-HARRB1	P-HARRB2	P-HARRB3	N/A
Transit - Low Roof 148" WB	P-HARRB1	P-HARRB2	P-HARRB3	P-HARRB4







Phone – 866-766-2267

E-Mail – [support@aampglobal.com](mailto:support@aampglobal.com)



**EchoMaster is a Power Brand of AAMP Global**

[EchoMaster.com](http://EchoMaster.com)